


Celebrating clear-cut lines and discreet elegance, the Cylinder family is available in various combinations of materials, offering a wide choice of sound modules ready to harmonize with different landscapes and settings.

Distinguished by a warm and clean tonal balance, the **Tall Cylinder** is an omnidirectional full-range speaker; its balanced dimensions and neat lines make it ideal for any setting, both indoor and outdoor. Now finally available also in the **Lighting Mood** version creating an enchanted alchemy between light and sound.

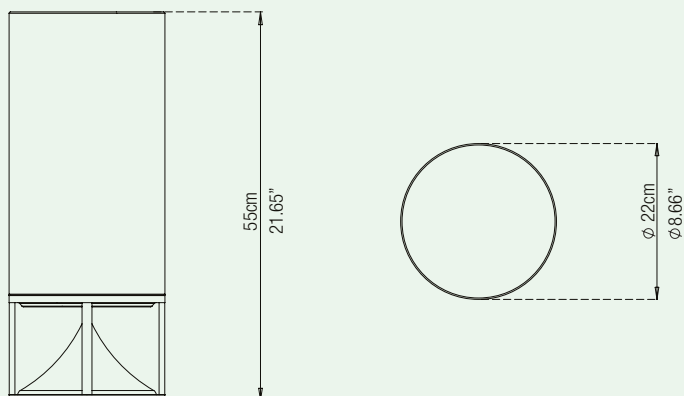


## TALL CYLINDER

ARCHETYPICAL SHAPE FOR AN EXCELLENT SOUND QUALITY



ARCHITETTURA SONORA



**Dimensions:** 55h x 22 $\phi$  cm (21.65h x 8.66 $\phi$  inches)

**Weight:** 25kg (55 pounds) in marble - 20kg (44 pounds) in concrete

## SPECIFICATIONS

**Speaker Type:** 6" Dual Concentric

**Nominal Impedence:** 8 $\Omega$

**Crossover:** Two way on board

**Frequency Range:** 55-20.000HZ (-6dB)

**Sensitivity (1W-1m):** 89dB

**Speaker peak power:** 300W

**Speaker RMS POWER:** 150W

**Recommended amplifier power:** 200W (Class D)

### Lighting Mood specs (optional)

**Light Source:** Led module 1x7W

**Rated Output:** 7W

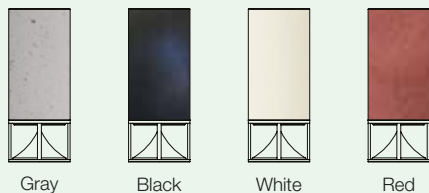
**Power Supply:** 90-260V

**Light Color Temperature:** 3000K

## BUILD YOUR OWN SPEAKER

### BODY MATERIALS

#### CONCRETE




Gray

Black

White

Red

#### MARBLE, TRAVERTINE, ALTERNATIVE STONES



White Carrara


Black Marquina

Classic Travertine

Walnut Travertine

Pick your favourite stone

### BASE MATERIALS



Stainless steel

Brass

Painted Graphite Aluminium

Painted Silver Aluminium